

K2100K -


Standard Model with Mortice Double Throw Deadlocking Latch

Use the **Keylex 2100K** on all heavy duty, high security external door installations and on any door where heavy traffic or extreme use and abuse can be expected. This includes all military, police and fire service installations.

The proven heavy duty design, with its built-in clutch mechanism protecting the lock furniture, will withstand all but the most violent attack and can be expected to give many years' service if specified and maintained correctly.

Standard Features & Benefits

- **Heavy duty mechanism** -
Allows many hundreds of operations per day
- **Entirely mechanical operation** -
No electronics or electrical wiring involved
- **Allows code combinations of up to 14 buttons** -
Over 16,000 selectable code permutations (recommended 3 to 6 digit codes)
- **Code scramble** -
Allows all codes to be entered in any order
- **Slipping clutch mechanism** -
Nullifies forced attack or vandalism from the outside
- **Passage function** -
Allows free passage from both sides at code users' discretion
- **Brushed stainless steel buttons** -
Will not indicate usage
- **Free exit** -
Provides escape from the inside, without code entry, regardless of the lock status



Double Throw Dead Lock Function

This lock utilizes a double throw deadlocking latch that locks the door every time the door closes.

An authorized code is required to override the lock from the outside unless the passage function is set to 'free' or unless the optional on-board key override facility is available in which case the key will override any pre-set code. The door is always 'free from fixings' for immediate egress from the inside.



K2100.LATCH
76mm backset -
60mm optional.

K2100KL.BRITON -

Option with Mortice Cylinder Lock Case & Euro Profile Key Override

Use the **Keylex 2100KL.BRITON** on all high security external door installations and on any door where heavy traffic or extreme use and abuse can be expected. This includes all military, police and fire service installations.

The proven heavy duty design, with its built-in clutch mechanism protecting the lock furniture, will withstand all but the most violent attack and can be expected to give many years' service if specified and maintained correctly.

Standard Features & Benefits

- **High quality mortice cylinder lock case** -
Compatible with all Euro profile cylinder options
- **Key override** -
Allows suited key holder access in all instances without prior knowledge of the user code
- **Heavy duty mechanism** -
Allows many hundreds of operations per day
- **Entirely mechanical operation** -
No electronics involved or electrical wiring involved
- **Allows code combinations of up to 14 buttons** -
Over 16,000 selectable code permutations (recommended 3 to 6 digit codes)
- **Code scramble** -
Allows all codes to be entered in any order
- **Slipping clutch mechanism** -
Nullifies forced attack or vandalism from the outside
- **Passage function** -
Allows free passage from both sides at code users' discretion
- **Brushed stainless steel buttons** -
Will not indicate usage
- **Free exit** -
See individual lock case function descriptions for details



Lock Function

This lock utilizes a choice of lock functions that **secure** the door on the latch every time the door closes.

An authorized code is required to override the latch from the outside unless the passage function is set to 'free' or unless the key override facility is used in which case the key will override any pre-set code.




K2100KL.BRITON
60mm backset only.

Similarly the key will override the deadbolt (if present) and the latch in sequence if the deadbolt is thrown. The door is always 'free from fixings' for immediate egress from the inside **if a cylinder & turn combination** is used to control the deadbolt.

Optional Features & Benefits

- **Key override** - On board cylinder allows key holder access in all instances without prior knowledge of the user code (standard model only)
- **Rebate kits** - Two part rebate kits are available for rebates @ 12.5mm and 25mm - with certain sash lock or night latch choices (refer to the sales office)
- **Extended door kits** - Factory fitted modifications including extended fixings, spindles and free passage turns to suit doors up to 75mm thick (standard & sash lock models)
- **Back-to-back** - A factory modification offering bi-directional coded access control (standard model only)
- **Lever Operation to both Sides** - Preferable where potential knuckle burring is a possibility (standard & sash lock models)



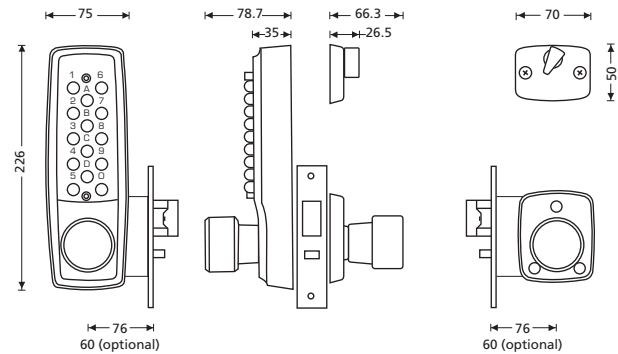
K2100K
Standard model with mortice double throw deadlocking latch

K2100KL.BRITON
Option with mortice cylinder lock case & Euro profile key override

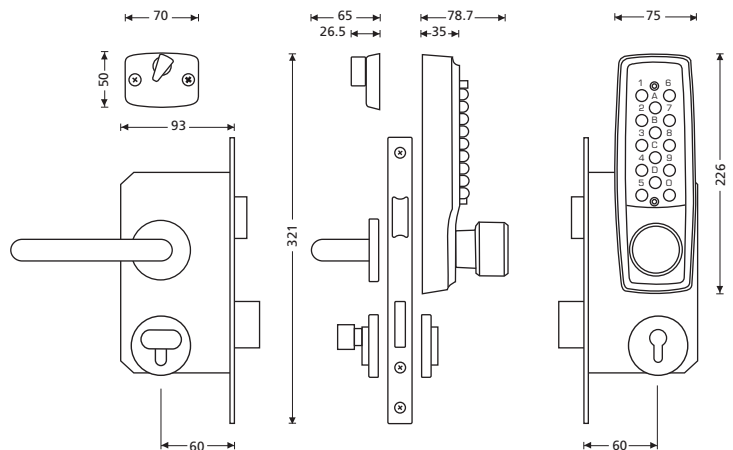
K2100BB
Option with mortice double throw deadlocking latch back-to-back

Critical Dimensions

K2100K Standard Model with Mortice Double Throw Deadlocking Latch



K2100KL.BRITON Option with Mortice Cylinder Lock Case & Euro Profile Key Override



Suitability

The **Keylex 2100** lock body and internal mechanism construction is cast zinc and solid brass with stainless steel code buttons and is suitable for use on external perimeter doors including gates & all internal doors -

Timber
Aluminium
Steel
Composite

The **Keylex 2100** suits door thicknesses <58mm standard. Please advise all door thicknesses in excess of 58mm.

The **Keylex 2100** suits minimum clear stile widths of 114mm when used with the standard latch bolt (backset length 76mm). This reduces to 98mm when used with the optional latch bolt or Briton lock cases - each with a 60mm backset length.

NB - Stop depths may restrict suitability.

Important Note

The inside lever on the **K2100KL (Briton)** is necessarily handed and will be set accordingly before despatch.

How to Specify or Order

Part #	Description
K2100K	Digital Lock (Knobs) 60mm or 76mm BS
K2100L	Digital Lock (Levers) 60mm or 76mm BS*
K2100KL	Digital Lock (Knob/Levers) 60mm or 76mm BS*
K2100KL (Briton)	Digital Lock (Levers) 60mm or 76mm BS
K2100K.BB	Digital Lock (Knobs Back-to-Back) 60mm or 76mm BS*
Suffix .KO	Key Override* (add suffix for this feature)

Finishes

Standard Model and Briton Lock Case Version Lock Body Only

- SC** - Silver (Satin Chrome effect) with Stainless Steel Buttons
- AB** - Antique Brass with Stainless Steel Buttons

Briton Version Inside Lever and Escutcheons Only

- US32D** - Satin Stainless Steel