

Door Controls



Door control devices allow for precise regulation of both the opening and closing of commercial doors. Hager Companies' Euroline portfolio includes a wide range of door control products including universal surface mount closers, concealed in door models, and floor springs.



DOOR CONTROLS

SURFACE DOOR CLOSERS



5800R **Surface Door Closer**

Warranty:
Certifications:

Overall Dimensions:
Door Width:
Door Weight:
Maximum Opening:
Valves:

Adjustable Size:
Material:
Finish:
Options:

Five-year

- CertiFire CF 5390
- Tested to EN1154 (4:8:2/5:1:1:3)
- Certified for fire doors

 237 (l) x 55 (h) x 39 (projection) mm
 850 mm to 1250 mm
 45 kg to 110 kg
 180 degrees

- Adjustable latching and sweep speed valve
- Adjustable backcheck valve
- Adjustable delayed action valve

 2 to 5
 Aluminum
 Aluminum
 Hold open arm (2-659-0149)
 Sliding track arm (2-659-0087)
 Metal closer cover (2-659-0088)
 Parallel arm bracket (2-659-0097)



5800V **Surface Door Closer**

Warranty:
Certifications:

Overall Dimensions:
Door Width:
Door Weight:
Maximum Opening:
Valves:

Size:
Material:
Finish:
Options:


Five-year

- Tested to EN1154 (4:8:3:1:1:3)
- Certified for fire doors

 218 (l) x 59 (h) x 42 (projection) mm
 850 mm - 1100 mm
 45 kg - 80 kg
 180 degrees

- Adjustable latching and sweep speed valve
- Adjustable backcheck valve

 2 to 4 adjustable via mounting position
 Aluminum
 Aluminum
 Hold open arm (2-659-0149)
 Sliding track arm (2-659-0087)
 Parallel arm bracket (2-659-0097)



5800X **Surface Door Closer**

Warranty:
Certifications:

Overall Dimensions:
Door Width:
Door Weight:
Maximum Opening:
Valves:

Adjustable Size:
Material:
Finish:
Options:

Five-year

- CertiFire CF 5390
- Tested to EN1154 (4:8:3/6:1:1:3)
- Certified for fire doors

 275 (l) x 62 (h) x 45 (projection) mm
 950 mm - 1450 mm
 60 kg - 120 kg
 180 degrees

- Adjustable latching and sweep speed valve
- Adjustable backcheck valve

 3 to 6
 Aluminum
 Aluminum
 Hold open arm (2-659-0149)
 Sliding track arm (2-659-0087)
 Parallel arm bracket (2-659-0097)



DOOR CONTROLS

SURFACE DOOR CLOSERS - ACCESSORIES



2-659-0087

Slide Arm and Track Assembly


Warranty: Five-year
Material: Aluminum track, steel arm
Finish: Aluminum
Overall Dimensions: 19 (h) x 547 (w) 29 (d) mm
Notes: For use with 5800R, 5800X and 5800V



2-659-0088

Surface Door Closer Cover

Material: Stainless steel
Finish: US32D
Overall Dimensions: 73 (h) x 267 (w) x 38 (d) mm
Notes: **For use with 5800R only**



2-659-0097

Parallel Arm Bracket

Material: Steel
Finish: Aluminum
Notes:

- Can be used to convert regular or top jamb arm to parallel arm
- For use with 5800R, 5800X and 5800V



2-659-0149

Hold Open Arm for Surface Door Closer

Material: Steel
Finish: Aluminum
Notes:

- For use with 5800R, 5800X and 5800V
- Adjustable hold open angle



DOOR CONTROLS

CONCEALED DOOR CLOSERS



5800C

Concealed Door Closer

Warranty:	Five-year
Certifications:	Conforms to EN1154
Body Dimensions:	230 (l) x 32 (w) x 70 (h) mm
Track Dimensions:	460 (l) x 29 (w) x 19 (h) mm
Size:	3
Maximum Opening:	120 degrees
Door Width:	950 mm
Door Weight:	60 kg
Mechanism:	Rack and pinion
Material:	Aluminum
Finish:	Aluminum
Notes:	Track comes standard with hold open feature (can be removed to become non-hold open)



5800D

Concealed Door Closer

Warranty:	Five-year
Certifications:	<ul style="list-style-type: none"> • CertiFire CF 5392 • Tested to EN1154 (4:8:2/4:1:1:3) • Certified for fire doors (unless using hold open feature)
Body Dimensions:	210 (l) X 32 (w) X 53.5 (h) mm
Track Dimensions:	460 (l) x 29 (w) x 19 (h) mm
Door Width:	850 mm - 1100 mm
Door Weight:	40 kg - 80 kg
Adjustable Size:	2 to 4
Maximum Opening:	120 degrees
Mechanism:	Cam action
Material:	Aluminum
Finish:	Aluminum
Notes:	<ul style="list-style-type: none"> • Track comes standard with hold open feature (can be removed to become non-hold open) • Double acting


CE





DOOR CONTROLS


FLOOR SPRINGS



5800F

Floor Spring


Warranty:	Five-year
Certifications:	Tested to EN1154 (4:8:3:1:1:3)
Overall Dimensions:	306 (l) x 108 (w) x 40 (h) mm
Size:	3
Maximum Opening:	130 degrees
Door Width:	950 mm maximum
Door Weight:	105 kg
Material:	Cast iron
Finish:	US32D
Cover:	US32D stainless steel



5815F

Floor Spring with 90 Degree Hold Open


Warranty:	Five-year
Certifications:	Conforms to EN1154
Overall Dimensions:	306 (l) x 108 (w) x 40 (h) mm
Size:	3
Maximum Opening:	130 degrees
Door Width:	950 mm maximum
Door Weight:	105 kg
Material:	Cast iron
Finish:	US32D
Cover:	US32D stainless steel
Notes:	Built in hold open



5800H

Floor Spring

Warranty:	Five-year
Certifications:	Conforms to EN1154 (4:8:3/6:1:1:3)
Overall Dimensions:	323 (l) x 94 (w) x 62 (h) mm
Adjustable Size:	3 to 6
Maximum Opening:	150 degrees
Door Width:	1450 mm maximum
Door Weight:	300 kg
Material:	Cast iron
Finish:	US32D
Cover:	US32D stainless steel



5815H

Heavy Duty Floor Spring with 90 Degree Hold Open

Warranty:	Five-year
Certifications:	Conforms to EN1154
Overall Dimensions:	323 (l) x 94 (w) x 62 (h) mm
Adjustable Size:	3 to 6
Maximum Opening:	150 degrees
Door Width:	1450 mm maximum
Door Weight:	300 kg
Material:	Cast iron
Finish:	US32D
Cover:	US32D stainless steel

