

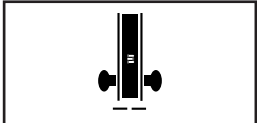


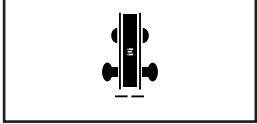




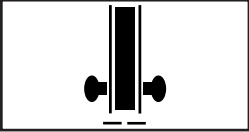
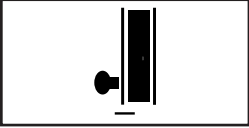
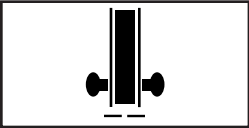




Lock Assembly Drawing Index

Functions ANSI A156.13, 1994 Series 1000	Trim Assembly Page Number	Lock Assembly Page Number	Lock Case Part Number
Non-Keyed Locks SCHLAGE® ANSI L0170			
 Single Dummy Trim Knob/lever on one side is fixed by mounting bar.	15	—	—
L0172  Double Dummy Trim Knob/lever on both sides is fixed by mounting bar.	16	—	—
L9010 F01  Passage Latch † Latchbolt is always retracted by knob/lever from either side.	18	49	L283-131
L9040 F22  Bath/Bedroom Privacy Lock Latchbolt is retracted by knob/lever from either side unless outside is locked by inside thumbturn. Turning inside knob/lever or closing door unlocks outside knob/lever. To unlock from outside, remove emergency button, insert emergency turn in access hole and rotate.	19	50	L283-132
LV9040  Bath/Bedroom Privacy Lock with Vandlgard® Latchbolt is retracted by knob/lever from either side unless outside is locked by inside thumbturn. Turning inside knob/lever or closing door unlocks outside knob/lever. To unlock from outside, remove emergency button, insert emergency turn in access hole and rotate. Vandlgard function allows exterior lever to rotate freely down while remaining securely locked.	19	51	L283-171 †
L9040 x XL11-446  Privacy with Turns Both Sides Latchbolt is retracted by knob/lever from either side unless outside is locked by inside or outside thumbturn. Turning inside knob/lever or closing door unlocks outside knob/lever. Specify per XL11-446.	20	50	L283-132
L9044  Privacy with Coin Turn Outside Latchbolt is retracted by knob/lever from either side unless outside is locked by inside thumbturn or outside coin turn. Operating inside knob/lever, closing door, rotating inside thumbturn or outside coin turn unlocks outside knob/lever. Available in rose trim only. Specify per L283-056 for Torx screws. (Previously XL11-868).	21	50	L283-132
LV9044  Privacy with Coin Turn Outside with Vandlgard® Latchbolt is retracted by knob/lever from either side unless outside is locked by inside thumbturn. Operating inside knob/lever, closing door, rotating inside thumbturn or outside coin turn unlocks outside knob/lever. Available with rose trim only. Vandlgard function allows exterior lever to rotate freely down while remaining securely locked. Specify per L283-056 for Torx screws.	21	51	L283-171 †

† Not sold separately as a part.

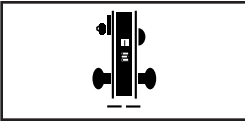



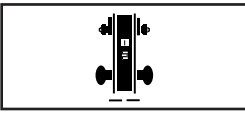

‡ Available with Request to Exit feature. See page 115 for Request to Exit information.

Lock Assembly Drawing Index

Functions ANSI A156.13, 1994 Series 1000		Trim Assembly Page Number	Lock Assembly Page Number	Lock Case Part Number
Non-Keyed Locks SCHLAGE® ANSI				
L9110 x XL11-741 	Double Dummy with Active Trim Knob/lever is always active on both sides. Includes lock case and armor front. Specify XL11-741 for use on active door, or specify XL11-743 for use on inactive door (furnished with armor front with cutout to receive deadbolt).	26	—	—
L9175 	Single Dummy with Lock Case Inoperable knob/lever on one side. Includes lock case and armor front.	27	69	L283-144
L9176 	Double Dummy with Lock Case Inoperable knob/lever on both sides. Includes lock case and armor front.	28	70	L283-145
L9440 	Privacy with Deadbolt Latchbolt is retracted by knob/lever from either side. Deadbolt is thrown or retracted by inside thumbturn. Throwing deadbolt locks outside knob/lever. Rotating inside knob/lever simultaneously retracts deadbolt and latchbolt and unlocks outside knob/lever. To unlock from outside, remove emergency button, insert thumbturn in access hole and rotate. (Previously XL11-761).	19	71	L283-062
LV9440 	Privacy with Deadbolt with Vandgard® Latchbolt retracted by knob/lever from either side. Deadbolt is thrown or retracted by inside thumbturn. Throwing deadbolt locks outside knob/lever. Rotating inside knob/lever simultaneously retracts deadbolt and latchbolt and unlocks outside knob/lever. To unlock from outside, remove emergency button, insert thumbturn in access hole and rotate. Vandgard function allows exterior lever to rotate freely down while remaining securely locked.	19	72	L283-181 †
L9444 	Privacy with Deadbolt and Coin Turn Latchbolt is retracted by knob/lever from either side. Deadbolt is thrown or retracted by inside thumbturn or outside coin turn. Throwing deadbolt locks outside knob/lever. Rotating inside knob/lever simultaneously retracts deadbolt and latchbolt and unlocks outside knob/lever. Rotating outside coin turn retracts deadbolt and unlocks outside knob/lever. Available with rose trim only. Specify per L283-056 for Torx screws. (Previously XL11-868).	21	71	L283-062
LV9444 	Privacy with Deadbolt and Coin Turn with Vandgard® Latchbolt is retracted by knob/lever from either side. Deadbolt is thrown or retracted by inside thumbturn or outside coin turn. Throwing deadbolt locks outside knob/lever. Rotating inside knob/lever simultaneously retracts deadbolt and latchbolt and unlocks outside knob/lever. Rotating outside coin turn retracts deadbolt and unlocks outside knob/lever. Available with rose trim only. Vandgard function allows exterior lever to rotate freely down while remaining securely locked. Specify per L283-056 for Torx screws.	21	72	L283-181 †

† Not sold separately as a part



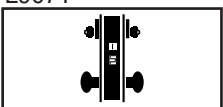



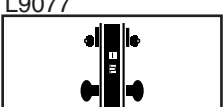
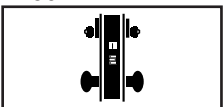
Lock Assembly Drawing Index

Functions ANSI A156.13, 1994 Series 1000		Trim Assembly Page Number	Lock Assembly Page Number	Lock Case Part Number
Keyed Locks SCHLAGE®	ANSI			
L9050	F04			
	Office and Inner Entry Lock ☞ Latchbolt is retracted by knob/lever from either side unless outside is made inoperative by key outside or inside thumbturn. When outside is locked, latchbolt is retracted by key outside or by knob/lever inside. Outside knob/lever remains locked until thumbturn is returned to vertical position or unlocked by key. Auxiliary latch deadlocks latchbolt when door is closed. Inside knob/lever is always free for immediate exit.	22	52	L283-133
LV9050				
	Office and Inner Entry Lock with Vandgard® ☞ Latchbolt is retracted by knob/lever from either side unless outside is made inoperative by key outside or inside thumbturn. When outside is locked, latchbolt is retracted by key outside or by knob/lever inside. Outside knob/lever remains locked until thumbturn is returned to vertical position or unlocked by key. Auxiliary latch deadlocks latchbolt when door is closed. Inside knob/lever is always free for immediate exit. Vandgard function allows exterior lever to rotate freely down while remaining securely locked.	22	53	L283-170†
L9056				
	L9050 with Automatic Unlocking ☞ Latchbolt is retracted by knob/lever from either side unless outside is made inoperative by key outside or inside thumbturn. Outside knob/lever is unlocked by key outside or thumbturn. Rotating inside knob/lever simultaneously retracts latchbolt and unlocks outside knob/lever. Auxiliary latch deadlocks latchbolt when door is closed. Inside knob/lever is always free for immediate exit. (Previously XL11-776).	22	54	L283-126
LV9056				
	L9050 with Automatic Unwlocking with Vandgard® ☞ Latchbolt is retracted by knob/lever from either side unless outside is made inoperative by key outside or inside thumbturn. Outside knob/lever is unlocked by key outside or thumbturn. Rotating inside knob/lever simultaneously retracts latchbolt and unlocks outside knob/lever. Auxiliary latch deadlocks latchbolt when door is closed. Inside knob/lever is always free for immediate exit. Vandgard function allows exterior lever to rotate freely down while remaining securely locked.	22	55	L283-180†
L9060	F09			
	Apartment Entrance Lock ☞ Latchbolt is retracted by knob/lever from either side unless outside is locked by key from inside. When locked, latchbolt is retracted by key outside or knob/lever inside. Auxiliary latch deadlocks when door is closed. Inside knob/lever is always free for immediate exit.	23	52	L283-133
LV9060				
	Apartment Entrance Lock with Vandgard® ☞ Latchbolt is retracted by knob/lever from either side unless outside is locked by key from inside. When locked, latchbolt is retracted by key outside or knob/lever inside. Auxiliary latch deadlocks when door is closed. Inside knob/lever is always free for immediate exit. Vandgard function allows exterior lever to rotate freely down while remaining securely locked.	23	53	L283-170†

† Not sold separately as a part.

☞ Available with Request to Exit feature. See page 115 for Request to Exit information.

Lock Assembly Drawing Index





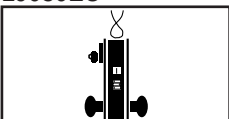
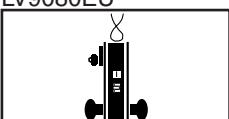

Functions ANSI A156.13, 1994 Series 1000		Trim Assembly Page Number	Lock Assembly Page Number	Lock Case Part Number	
Keyed Locks					
SCHLAGE® ANSI					
L9070	F05	Classroom Lock ☞	24	52	L283-133
		Latchbolt is retracted by knob/lever from either side unless outside is locked by key. Outside is unlocked by key. Inside knob/lever is always free for immediate exit. Auxiliary latch deadlocks latchbolt when door is closed.			
LV9070		Classroom Lock with Vandlgard® ☞	24	53	L283-170†
		Latchbolt is retracted by knob/lever from either side unless outside is locked by key. Outside is unlocked by key. Inside knob/lever is always free for immediate exit. Auxiliary latch deadlocks latchbolt when door is closed. Vandlgard function allows exterior lever to rotate freely down while remaining securely locked.			
L9071		Classroom Security Lock ☞	23	52	L283-133
		Latchbolt is retracted by knob/lever from either side unless locked by key from either side. When locked, latchbolt is retracted by key outside or knob/lever inside. Inside knob/lever is always free for immediate exit. Auxiliary latch deadlocks latchbolt when door is closed.			
LV9071		Classroom Security Lock with Vandlgard® ☞	23	53	L283-170†
		Latchbolt is retracted by knob/lever from either side unless locked by key from either side. When locked, latchbolt is retracted by key outside or knob/lever inside. Inside knob/lever is always free for immediate exit. Auxiliary latch deadlocks latchbolt when door is closed. Vandlgard function allows exterior lever to rotate freely down while remaining securely locked.			
L9076	F06	Classroom Holdback Lock* ☞	24	56	L283-039
		Latchbolt is retracted by knob/lever from either side unless locked by key outside. When locked, latchbolt is retracted by key outside or knob/lever inside. Inside knob/lever is always free for immediate exit. Auxiliary latch deadlocks latchbolt when door is closed. Depress inside knob/lever and turn key 360° for holdback feature.			
LV9076		Classroom Holdback Lock* with Vandlgard® ☞	24	57	L283-172†
		Latchbolt is retracted by knob/lever from either side unless locked by key outside. When locked, latchbolt is retracted by key outside or knob/lever inside. Inside lever is always free for immediate exit. Auxiliary latch deadlocks latchbolt when door is closed. Depress inside knob/lever and turn key 360° for holdback feature. Vandlgard function allows exterior lever to rotate freely down while remaining securely locked.			
L9077		Classroom Security Holdback Lock* ☞	23	56	L283-039
		Latchbolt is retracted by knob/lever from either side unless locked by key from either side. When locked, latchbolt is retracted by key outside or knob/lever inside. Auxiliary latch deadlocks latchbolt when door is closed. Depress inside knob/lever and turn key 360° for holdback feature.			
LV9077		Classroom Security Holdback Lock* with Vandlgard® ☞	23	57	L283-172†
		Latchbolt is retracted by knob/lever from either side unless locked by key from either side. When locked, latchbolt is retracted by key outside or knob/lever inside. Auxiliary latch deadlocks latchbolt when door is closed. Depress inside knob/lever and turn key 360° for holdback feature. Vandlgard function allows exterior lever to rotate freely down while remaining securely locked.			

* Locks with holdback feature are not UL listed. Installation should be in accordance with existing codes only.

† Not sold separately as a part.

☞ Available with Request to Exit feature. See page 115 for Request to Exit information.

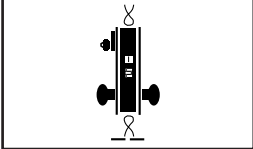
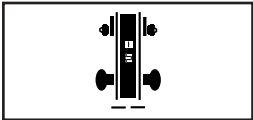
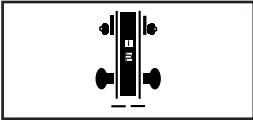
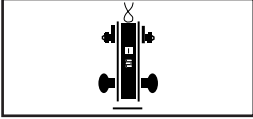



Lock Assembly Drawing Index

Functions ANSI A156.13, 1994 Series 1000		Trim Assembly Page Number	Lock Assembly Page Number	Lock Case Part Number
Keyed Locks SCHLAGE® ANSI				
L9080	F07 Storeroom Lock ‡	24	58	L283-134
	Latchbolt is retracted by key outside or by knob/lever inside. Outside knob/lever is always inoperative. Auxiliary latch deadlocks latchbolt when door is closed. Inside knob/lever is always free for immediate exit.			
LV9080	Storeroom Lock with Vandlgard® ‡	24	59	L283-173 †
	Latchbolt is retracted by key outside or by knob/lever inside. Outside knob/lever is always inoperative. Auxiliary latch deadlocks latchbolt when door is closed. Inside knob/lever is always free for immediate exit. Vandlgard function allows exterior lever to rotate freely down while remaining securely locked.			
L9080EL	Electrically Locked (Fail Safe) ‡	24	60	L283-142
	Outside knob/lever is continuously locked. Latchbolt is retracted by key outside or by knob/lever inside. Switch or power failure allows outside knob/lever to retract latchbolt. Auxiliary latch deadlocks latchbolt when door is closed. Inside knob/lever is always free for immediate exit.			
LV9080EL	Electrically Locked (Fail Safe) with Vandlgard® ‡	24	61	L283-174 †
	Outside knob/lever is continuously locked. Latchbolt is retracted by key outside or by knob/lever inside. Switch or power failure allows outside knob/lever to retract latchbolt. Auxiliary latch deadlocks latchbolt when door is closed. Inside knob/lever is always free for immediate exit. Vandlgard function allows exterior lever to rotate freely down while remaining securely locked.			
L9080EU	Electrically Unlocked (Fail Secure) ‡	24	62	L283-143
	Outside knob/lever is continuously unlocked. Latchbolt is retracted by key outside or by knob/lever inside. Inside knob/lever is always free for immediate exit. Auxiliary latch deadlocks latchbolt when door is closed.			
LV9080EU	Electrically Unlocked (Fail Secure) with Vandlgard® ‡	24	63	L283-175 †
	Outside knob/lever is continuously unlocked. Latchbolt is retracted by key outside or by knob/lever inside. Inside knob/lever is always free for immediate exit. Auxiliary latch deadlocks latchbolt when door is closed. Vandlgard function allows exterior lever to rotate freely down, while remaining securely locked.			
L9080EL-RX	Request to Exit Electrically Locked	24	60	L283-142 per L283-059 for normally closed. L283-142 per L283-125 for normally open.
	Same as L9080EL function. In addition, a microswitch positioned inside the lock case is activated when either inside or outside knob/lever is rotated. The switch signals the use of that opening to security systems, allowing a non-disruptive means of immediate exit. Specify L283-059 for normally closed or L283-125 for normally open. (Previously XL11-807).			

† Not sold separately as a part.

‡ Available with Request to Exit feature. See page 115 for Request to Exit information.

Lock Assembly Drawing Index








Functions ANSI A156.13, 1994 Series 1000		Trim Assembly Page Number	Lock Assembly Page Number	Lock Case Part Number
Keyed Locks SCHLAGE® ANSI				
L9080EU-RX 	Request to Exit Electrically Unlocked (Fail Secure) Same as L9080EU function. In addition, a microswitch positioned inside the lock case is activated when either inside or outside knob/lever is rotated. The switch signals the use of that opening to security systems, allowing a non-disruptive means of immediate exit. Specify L283-059 for normally closed or L283-125 for normally open. (Previously XL11-807).	24	62	L283-143 per L283-059 for normally closed. L283-143 per L283-125 for normally open.
L9082 	Institution Lock* Latchbolt is retracted by key on either side. Knob/lever on both sides is always inoperative. Auxiliary latch deadlocks latchbolt when door is closed.	23	64	L283-146
LV9082 	Institution Lock* with Vandlgard® Latchbolt is retracted by key on either side. Inside and outside knob/lever are always inoperative. Auxiliary latch deadlocks latchbolt when door is closed. Vandlgard function allows exterior lever to rotate freely down while remaining securely locked.	23	65	L283-182 †
L9082EL 	Electrically Locked (Fail Safe) Both Sides ☼ Outside and inside knob/lever are continuously locked. Latchbolt is retracted by key on either side. Switch or power failure allows inside and outside knob/lever to retract latchbolt. Auxiliary latch deadlocks latchbolt when door is closed. (Previously XL11-452).	25	66	L283-085
L9082EU 	Electrically Unlocked (Fail Secure) Both Sides* ☼ Outside and inside knob/lever are continuously unlocked. Latchbolt is retracted by key on either side. Switch or power failure prevents retraction of latchbolt by inside and outside knob/lever. (Previously XL11-452).	25	67	L283-086
L9453 F20 	Entrance Lock ☼ Latchbolt is retracted by knob/lever from either side unless outside is locked by 20° rotation of thumbturn. Deadbolt is thrown or retracted by 90° rotation of thumbturn. When locked, key outside or knob/lever inside retracts deadbolt and latchbolt simultaneously. Outside knob/lever remains locked until thumbturn is returned to vertical position. Throwing deadbolt automatically locks outside knob/lever. Auxiliary latch deadlocks latchbolt when door is closed. Inside knob/lever is always free for immediate exit.	22	73	L283-137
LV9453 	Entrance Lock with Vandlgard® ☼ Latchbolt is retracted by knob/lever from either side unless outside is locked by key outside or 20° rotation of thumbturn. Deadbolt is thrown or retracted by 90° rotation of thumbturn. When locked, key outside or knob/lever inside retracts deadbolt and latchbolt simultaneously. Outside knob/lever remains locked until thumbturn is returned to vertical position. Throwing deadbolt automatically locks outside knob/lever. Auxiliary latch deadlocks latchbolt when door is closed. Vandlgard function allows exterior lever to rotate freely down while remaining securely locked.	22	74	L283-176 †

* CAUTION: Double cylinder locks on residences—or on any door in any structure which are used for egress—are a life safety hazard in times of emergency, and their use is not recommended. Installation should be in accordance with existing codes only.

† Not sold separately as a part.

☼ Available with Request to Exit feature. See page 115 for Request to Exit information.

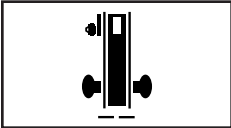



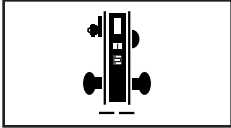

Lock Assembly Drawing Index

Functions ANSI A156.13, 1994 Series 1000		Trim Assembly Page Number	Lock Assembly Page Number	Lock Case Part Number	
Keyed Locks					
SCHLAGE® ANSI					
L9456	F13	Corridor Lock ⌘	22	75	L283-138
	Latchbolt is retracted by knob/lever from either side. Deadbolt is operated by key outside or inside thumbturn. Engaging deadbolt locks outside knob/lever. Turning inside knob/lever simultaneously retracts deadbolt and latchbolt and unlocks outside knob/lever. Inside knob/lever is always free for immediate exit.				
LV9456		Corridor Lock with Vandlgard® ⌘	22	76	L283-177†
	Latchbolt is retracted by knob/lever from either side. Deadbolt is operated by key outside or inside thumbturn. Engaging deadbolt locks outside knob/lever. Turning inside knob/lever simultaneously retracts deadbolt and latchbolt and unlocks outside knob/lever. Inside knob/lever is always free for immediate exit. Vandlgard function allows exterior lever to rotate freely down while remaining securely locked.				
L9457		Classroom Security Lock ⌘	23	75	L283-138
	Latchbolt is retracted by knob/lever from either side. Deadbolt is operated by key from either side. Engaging deadbolt locks outside knob/lever. Turning inside knob/lever simultaneously retracts deadbolt and latchbolt and unlocks outside knob/lever. Inside knob/lever is always free for immediate exit.				
LV9457		Classroom Security Lock with Vandlgard® ⌘	23	76	L283-177†
	Latchbolt is retracted by knob/lever from either side. Deadbolt is operated by key from either side. Engaging deadbolt locks outside knob/lever. Turning inside knob/lever simultaneously retracts deadbolt and latchbolt and unlocks outside knob/lever. Inside knob/lever is always free for immediate exit. Vandlgard function allows exterior lever to rotate freely down while remaining securely locked.				
L9460 x XL11-635		L9460 with Fixed Dummy Trim	30	78	XL11-661†
	Knob/lever is always fixed on both sides. Deadbolt is operated by key outside or thumbturn inside. Specify per XL11-635.				
L9460 x XL11-886		Deadbolt with Retraction by Inside Knob/Lever	31	79	—
	Deadbolt is operated by key outside or thumbturn inside. Rotating inside knob/lever retracts deadbolt. Outside knob/lever is always fixed. Specify per XL11-886.				
L9462 x XL11-886		Double Cylinder Deadbolt with Retraction by Inside Knob/Lever	23	79	—
	Deadbolt is operated by key on either side. Rotating inside knob/lever retracts deadbolt. Outside knob/lever is always fixed. Specify per XL11-886.				

† Not sold separately as a part.

⌘ Available with Request to Exit feature. See page 115 for Request to Exit information.

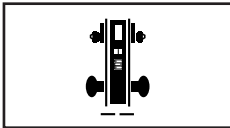
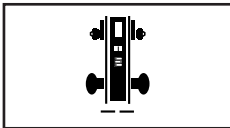


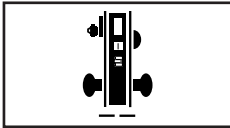

Lock Assembly Drawing Index

Functions ANSI A156.13, 1994 Series 1000		Trim Assembly Page Number	Lock Assembly Page Number	Lock Case Part Number
Keyed Locks SCHLAGE® ANSI				
L9464 x XL11-886	Single Cylinder Deadbolt with Retraction by Inside Knob/Lever Deadbolt is operated by key outside. Rotating inside knob/lever retracts deadbolt. Outside knob/lever is always fixed. Specify per XL11-886.	24	79	—
				
L9465	Closet/Storeroom Lock Latchbolt is operated by knob/lever from either side. Deadbolt is operated by key outside.	24	80	L283-140
				
L9466 F14	Storeroom/Utility Room Lock* Latchbolt is operated by knob/lever from either side. Deadbolt is operated by key from either side.	23	80	L283-140
				
L9473 F21	Dormitory/Bedroom Lock Latchbolt is operated by knob/lever from either side. Deadbolt is operated by key outside or thumbturn inside.	22	80	L283-140
				
L9480	Storeroom Lock with Deadbolt Latchbolt is operated by key outside or by knob/lever inside. Outside knob/lever is always fixed. Deadbolt is operated by key outside or thumbturn inside. Turning inside knob/lever simultaneously retracts both deadbolt and latchbolt. Auxiliary latch deadlocks latchbolt when door is closed. Inside knob/lever is always free for immediate exit. (Previously XL11-591).	31	81	L283-141
				
LV9480	Storeroom Lock with Deadbolt with Vandgard® Latchbolt is operated by key outside or by knob/lever inside. Outside knob/lever is always inoperative. Deadbolt is operated by key outside or thumbturn inside. Turning inside knob/lever simultaneously retracts both deadbolt and latchbolt. Auxiliary latch deadlocks latchbolt when door is closed. Inside knob/lever is always free for immediate exit. Vandgard function allows exterior lever to rotate freely down while remaining securely locked. (Previously XL11-591).	31	82	L283-178†
				

* **CAUTION:** Double cylinder locks on residences—or on any door in any structure which are used for egress—are a life safety hazard in times of emergency, and their use is not recommended. Installation should be in accordance with existing codes only.

† Not sold separately as a part.






Lock Assembly Drawing Index

Functions ANSI A156.13, 1994 Series 1000		Trim Assembly Page Number	Lock Assembly Page Number	Lock Case Part Number
Keyed Locks SCHLAGE® ANSI				
L9482 x XL11-543 	Institution Lock with Deadbolt* Latchbolt is operated by key from either side. Knob/lever on both sides is always fixed. Deadbolt is operated by key on either side. Auxiliary latch deadlocks latchbolt when door is closed. Specify per XL11-543.	32	83	—
LV9482 x XL11-543 	Institution Lock with Deadbolt* with Vandlgard® Latchbolt is operated by key from either side. Inside and outside knob/lever are always inoperative. Deadbolt is operated by key on either side. Auxiliary latch deadlocks latchbolt when door is closed. Vandlgard function allows exterior lever to rotate freely down while remaining securely locked. Specify per XL11-543.	32	84	—
L9485 	Hotel or Restroom Lock Latchbolt is operated by key outside or by knob/lever inside. Outside knob/lever is always fixed. Deadbolt is operated by inside thumbturn. When deadbolt is thrown all keys become inoperative except emergency keys. Turning inside knob/lever simultaneously retracts both deadbolt and latchbolt. Auxiliary latch deadlocks latchbolt when door is closed.	31	81	L283-141
LV9485 	Hotel or Restroom Lock with Vandlgard® Latchbolt is retracted by key outside or by knob/lever inside. Outside knob/lever is always inoperative. Deadbolt is thrown or retracted by inside thumbturn. When deadbolt is thrown, all keys become inoperative except emergency or display keys. Turning inside knob/lever simultaneously retracts both deadbolt and latchbolt. Auxiliary latch deadlocks latchbolt when door is closed. Vandlgard function allows exterior lever to rotate freely down while remaining securely locked.	31	82	L283-178†
L9485 x XL11-557 	Prison Lock Latchbolt is operated by key outside or by knob inside. Outside knob is always free spinning. Inside knob is fixed when deadbolt is thrown. Deadbolt is operated by guard's key. Prisoner's key retracts latchbolt. Furnished with tamper-resistant Torx screws. Specify per XL11-557.	33	85	—
L9486 F15 	Hotel Lock with "Do Not Disturb" Indicator Latchbolt is operated by key outside or by knob/lever inside. Outside knob/lever is always fixed. Deadbolt is operated by inside thumbturn. When deadbolt is thrown, "DO NOT DISTURB" plate is displayed. Deadbolt is operated by thumbturn from inside which shuts out all keys except emergency keys. Inside knob/lever simultaneously retracts both deadbolt and latchbolt. Auxiliary latch deadlocks latchbolt when door is closed.	34	81	L283-141

* CAUTION: Double cylinder locks on residences—or on any door in any structure which are used for egress—are a life safety hazard in times of emergency, and their use is not recommended. Installation should be in accordance with existing codes only.

† Not sold separately as a part.


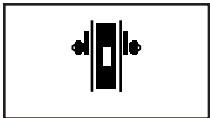
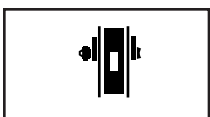
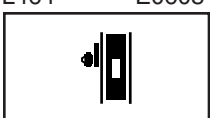
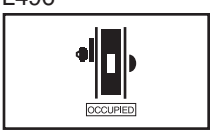

Lock Assembly Drawing Index

<p style="text-align: center;">Functions ANSI A156.13, 1994 Series 1000</p>	<p style="text-align: center;">Trim Assembly Page Number</p>	<p style="text-align: center;">Lock Assembly Page Number</p>	<p style="text-align: center;">Lock Case Part Number</p>
<p>Keyed Locks SCHLAGE® ANSI</p> <p>LV9486</p>  <p>Hotel Lock with “Do Not Disturb” Indicator with Vandlgard®</p> <p>Latchbolt is operated by key outside or by knob/lever inside. Outside knob/lever is always inoperative. Deadbolt is operated by inside thumbturn. When deadbolt is thrown, “DO NOT DISTURB” plate is displayed. Deadbolt is operated by thumbturn from inside which shuts out all keys except emergency keys. Inside knob/lever simultaneously retracts both deadbolt and latchbolt. Vandlgard function allows exterior lever to rotate freely down while remaining securely locked.</p>	34	82	L283-178 †
<p>L9486 x L583-375</p>  <p>Hotel Lock with “Occupied” Indicator</p> <p>Latchbolt is operated by key outside or by knob/lever inside. Outside knob/lever is always inoperative. Deadbolt is operated by inside thumbturn. When deadbolt is thrown, “OCCUPIED” plate is displayed. Deadbolt is operated by thumbturn from inside which shuts out all keys except emergency keys. Inside knob/lever simultaneously retracts both deadbolt and latchbolt. Auxiliary latch deadlocks latchbolt when door is closed. Specify per L583-375. (Previously XL11-580).</p>	34	81	L283-141
<p>LV9486 x L583-375</p>  <p>Hotel Lock with “Occupied” Indicator with Vandlgard®</p> <p>Latchbolt is operated by key outside or by knob/lever inside. Outside knob/lever is always inoperative. Deadbolt is operated by inside thumbturn. When deadbolt is thrown, “OCCUPIED” plate is displayed. Deadbolt is operated by thumbturn from inside which shuts out all keys except emergency keys. Inside knob/lever simultaneously retracts both deadbolt and latchbolt. Auxiliary latch deadlocks latchbolt when door is closed. Vandlgard function allows exterior lever to rotate freely down while remaining securely locked. Specify per L583-375.</p>	34	82	L283-178
<p>L9496</p>  <p>Privacy Lock with “Occupied” Indicator ⌘</p> <p>Latchbolt is operated by knob/lever on either side. Deadbolt is thrown or retracted by key outside (retraction by key required in the event of an emergency) or inside thumbturn. Throwing deadbolt locks outside knob/lever and displays “OCCUPIED” plate. Rotating inside knob/lever simultaneously retracts both deadbolt and latchbolt and unlocks outside knob/lever. (Previously XL11-885).</p>	34	75	L283-138
<p>LV9496</p>  <p>Privacy Lock with “Occupied” Indicator ⌘</p> <p>Latchbolt is operated by knob/lever on either side. Deadbolt is thrown or retracted by key outside (retraction by key required in the event of an emergency) or inside thumbturn. Throwing deadbolt locks outside knob/lever and displays “OCCUPIED” plate. Rotating inside knob/lever simultaneously retracts both deadbolt and latchbolt and unlocks outside knob/lever. Vandlgard function allows exterior lever to rotate freely down while remaining securely locked.</p>	34	76	L283-177 †

† Not sold separately as a part.

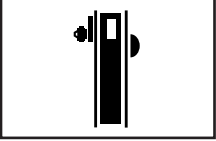
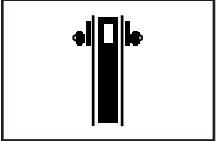
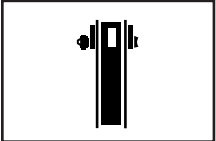
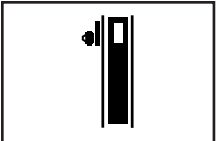
⌘ Available with Request to Exit feature. See page 115 for Request to Exit information.

Lock Assembly Drawing Index

<p style="text-align: center;">Functions ANSI A156.13, 1994 Series 1000</p>	<p style="text-align: center;">Trim Assembly Page Number</p>	<p style="text-align: center;">Lock Assembly Page Number</p>	<p style="text-align: center;">Lock Case Part Number</p>
<p>Keyed L400-Series SCHLAGE® ANSI</p>			
<p>L460 E06071 Cylinder by Thumbturn Lock Deadbolt is operated by key outside or thumbturn inside. Available with rose trim only.</p> 	17	48	L283-099
<p>L462 E06061 Double Cylinder Lock* Deadbolt is operated by key on either side. Available with rose trim only.</p> 	17	48	L283-099
<p>L463 E06091 Classroom Lock Deadbolt is operated by key from outside. Inside cylinder turn retracts deadbolt but cannot extend it. Door hand must be specified. Available with rose trim only.</p> 	17	48	L283-099
<p>L464 E06081 Cylinder Lock Deadbolt is operated by key from one side. No trim on opposite side. Available with rose trim only.</p> 	17	48	L283-099
<p>L496 Deadbolt with "Occupied" Indicator Deadbolt is operated by key outside or thumbturn inside. Furnished with 09-611 per L583-375 indicator. When deadbolt is thrown "OCCUPIED" plate is displayed. Available with rose trim only. (Previously XL11-911).</p> 	17	48	L283-099
<p>Non-Keyed L400-Series SCHLAGE® ANSI</p>			
<p>L480 F14 Door Bolt Deadbolt is operated by thumbturn on one side. No trim on opposite side.</p> 	17	48	L283-099

* **CAUTION:** Double cylinder locks on residences—or on any door in any structure which are used for egress—are a life safety hazard in times of emergency, and their use is not recommended. Installation should be in accordance with existing codes only.

Lock Assembly Drawing Index

Functions ANSI A156.13 1994 Series 1000		Trim Assembly Page Number	Lock Assembly Page Number	Lock Case Part Number
Keyed L9000-Series Deadbolts SCHLAGE® ANSI				
L9460	F17			
	Cylinder by Thumbturn Lock Deadbolt is operated by key outside or thumbturn inside.	29	77	L283-139
L9462	F16			
	Double Cylinder Lock* Deadbolt is operated by key on either side.	29	77	L283-139
L9463				
	Classroom Lock Deadbolt is operated by key on outside. Inside cylinder turn retracts deadbolt but cannot extend it.	29	77	L283-139
L9464	F18			
	Cylinder Lock Deadbolt is operated by key on one side. No trim on opposite side. Available with rose trim only.	29	77	L283-139

* **CAUTION:** Double cylinder locks on residences—or on any door in any structure which are used for egress—are a life safety hazard in times of emergency, and their use is not recommended. Installation should be in accordance with existing codes only.