







REL.98/99 Rim Exit Device Standard Trim

	Exit Only	Dummy Trim Pull when Device is Dogged	Night Latch Key Retracts Latch Bolt	Night Latch Key Retracts Latch Bolt Optional Pull Required
				
Product Description	REL.98EO REL.99EO	REL.98DT REL.99DT	REL.98NL REL.99NL	REL.98NL-OP REL.99NL-OP
Trim Description	-	REL.990DT	REL.990NL-R/V	REL.110NL
Escutcheon Plate Size	-	76mm x 360mm x 2mm	76mm x 360mm x 2mm	-
Projection	-	51mm	51mm	-
Cylinder Type	-	-	Rim - REL.20-022	Rim - REL.20-022
Optional REL.425 Sex Bolt Qty for Device	6	2	2	6

	Thumb Piece Key Locks & Unlocks Trim	Knob Key Locks & Unlocks Trim	Lever Key Locks & Unlocks Trim
			
Product Description	REL.98TP REL.99TP	REL.98K REL.99K	REL.98L REL.99L
Trim Description	REL.990TP	REL.991K	REL.996L-R/V
Escutcheon Plate Size	70mm x 273mm x 21mm	70mm x 273mm x 21mm	70mm x 273mm x 21mm
Projection	51mm	83mm	73mm
Cylinder Type	Rim - REL.20-022	Rim - REL.20-022	Rim - REL.20-022
Optional REL.425 Sex Bolt Qty for Device	2	2	2

REL.20-022C.626
C Section Rim Cylinder -
Satin Chrome. Supplied with
2 keys normally.



Important Note

Cylinders must be ordered
separately for all trims where
appropriate.

Trim Operation Options

For all cylinder operated trims shown here the key locks and unlocks the lever or knob, in turn the lever or knob retracts the latch - referred to as the **classroom function**.
For a true night latch function specify the trim with the suffix **.NL** e.g. **REL.996L.NL** - the key retracts the latch - referred to as the **storeroom function**.