






REL.9857/9957 Three Point Latching Device Standard Trim

	Exit Only	Dummy Trim Pull when Device is Dogged	Night Latch Key Retracts Latch Bolts	Night Latch Key Retracts Latch Bolts Optional Pull Required
				
Product Description	REL.9857EO REL.9957EO	REL.9857DT REL.9957DT	REL.9857NL REL.9957NL	REL.9857NL-OP REL.9957NL-OP
Trim Description	-	REL.990DT	REL.990NL-R/V	REL.110NL
Escutcheon Plate Size	-	76mm x 360mm x 2mm	76mm x 360mm x 2mm	-
Projection	-	51mm	51mm	-
Cylinder Type	-	-	Rim - REL.20-022 <small>Requires large key bow for easy operation</small>	Rim - REL.20-022 <small>Requires large key bow for easy operation</small>
Optional REL.425 Sex Bolt Qty for Device	6	2	2	6

	Thumb Piece Key Locks & Unlocks Trim	Knob Key Locks & Unlocks Trim	Lever Key Locks & Unlocks Trim
			
Product Description	REL.9857TP REL.9957TP	REL.9857K REL.9957K	REL.9857L REL.9957 L
Trim Description	REL.990TP	REL.991K	REL.996L-R/V
Escutcheon Plate Size	70mm x 273mm x 21mm	70mm x 273mm x 21mm	70mm x 273mm x 21mm
Projection	51mm	83mm	73mm
Cylinder Type	Rim - REL.20-022	Rim - REL.20-022	Rim - REL.20-022
Optional REL.425 Sex Bolt Qty for Device	2	2	2

REL.20-022C.626
C Section Rim Cylinder -
Satin Chrome. Supplied with
2 keys normally.



Important Note

Cylinders must be ordered
separately for all trims where
appropriate.

Trim Operation Options

For all cylinder operated trims shown here the key locks and unlocks the lever or knob, in turn the lever or knob retracts the latch - referred to as the **classroom function**.
For a true night latch function specify the trim with the suffix **.NL** e.g. **REL.996L.NL** - the key retracts the latch - referred to as the **storeroom function**.